


# Fun with Fractions

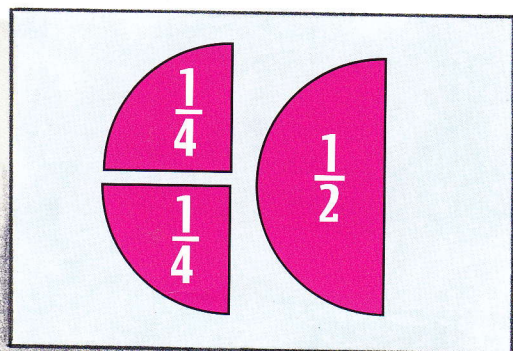
**You need** ☒ paper circles of the same size ☒ scissors  
☒ a classmate

## Activity


1. Make a fraction kit by folding paper circles and writing the fractions on each piece before cutting them up, like this:



2. Sally looked at these drawings:



and



She wrote:  $\frac{2}{4} = \frac{1}{2}$

and

$$\frac{1}{2} = \frac{3}{6}$$

Use your fraction circles kit to write some more statements about equivalent fractions.

3. Discuss with a classmate the pattern for the digits in your equivalent fraction statements.
4. Use this pattern to solve these missing number problems.

a.  $\frac{1}{3} = \frac{\square}{6}$

b.  $\frac{2}{8} = \frac{\square}{4}$

c.  $\frac{\square}{3} = \frac{4}{6}$

d.  $\frac{3}{\square} = \frac{6}{8}$

e.  $\frac{2}{3} = \frac{\square}{12}$

f.  $\frac{\square}{6} = \frac{1}{2}$

g.  $\frac{1}{2} = \frac{\square}{10}$

h.  $\frac{1}{4} = \frac{\square}{100}$